
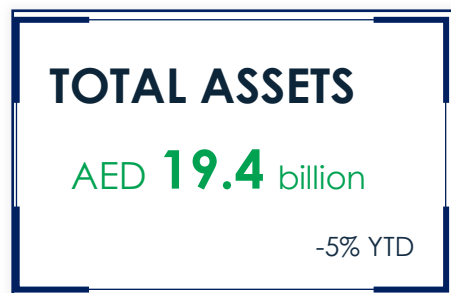
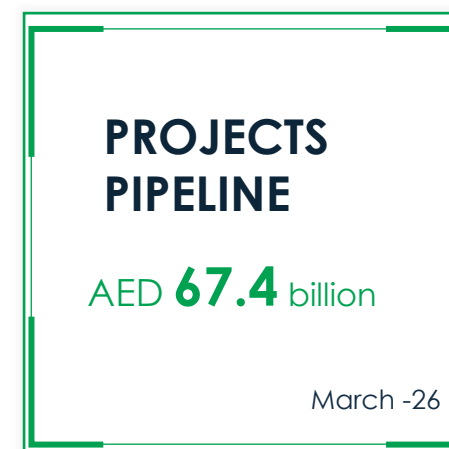
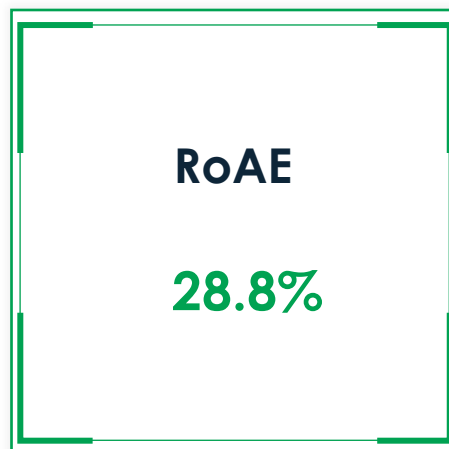
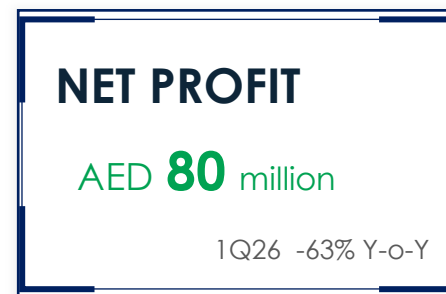
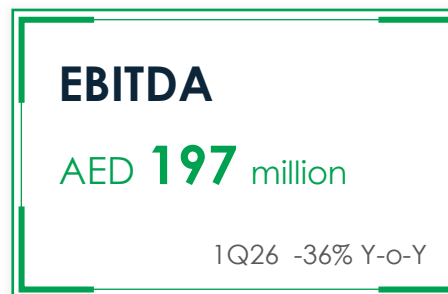
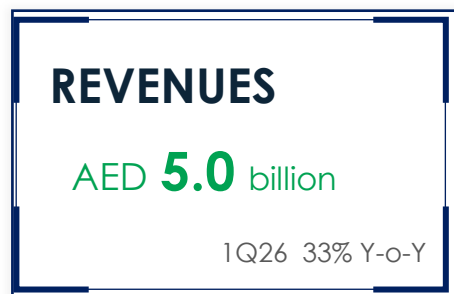
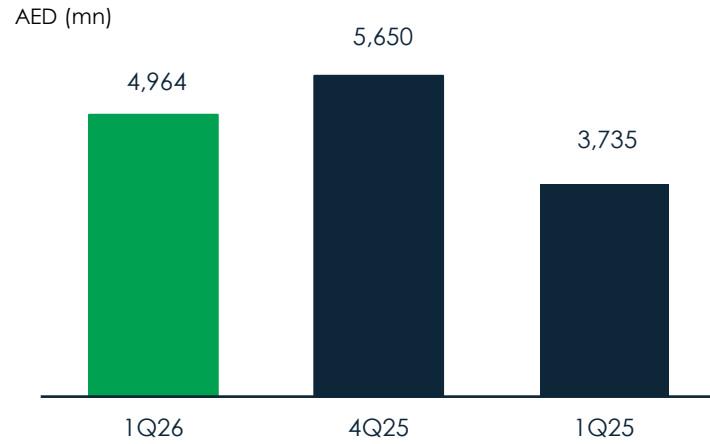


**1Q Results**  
**Earnings Call**  
28<sup>th</sup> April 2026

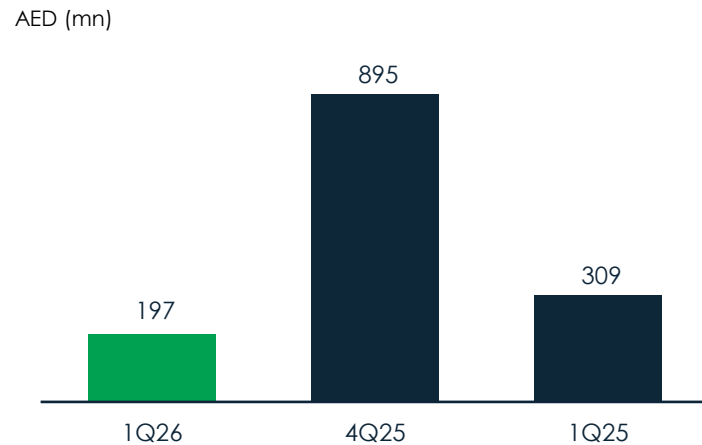
# Key Highlights



### Revenues

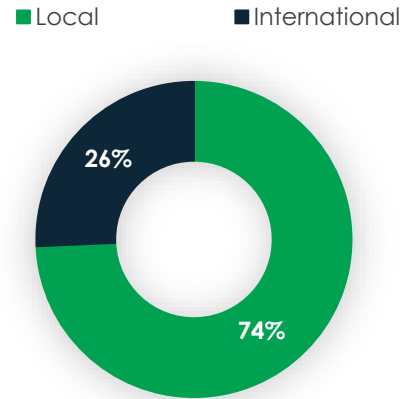


### EBITDA



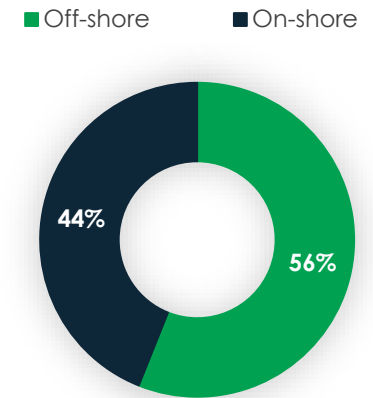
### Revenue Breakdown

#### Local Vs. International

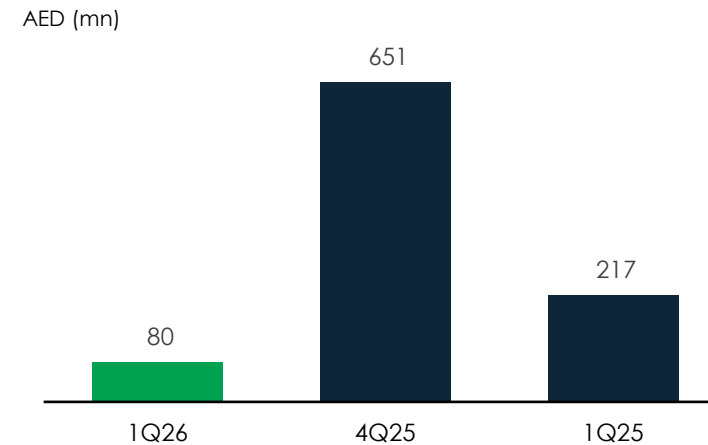


\*Calculation based on 1Q26 revenues

#### Off-shore Vs. On-shore



### Net Profit After Tax



#### EBITDA Margin

1Q2026  
**4.0%**

#### Net Profit Margin

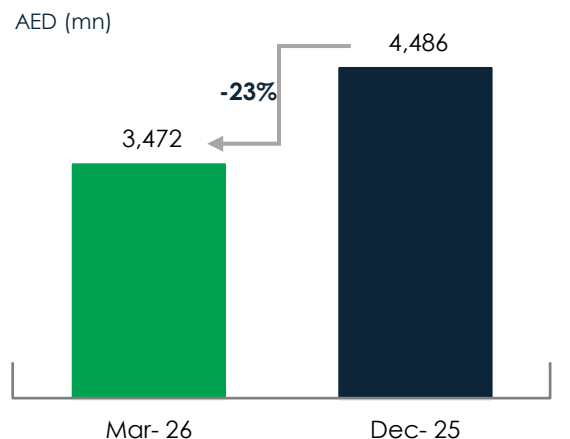
1Q2026  
**1.6%**

# Financial Results

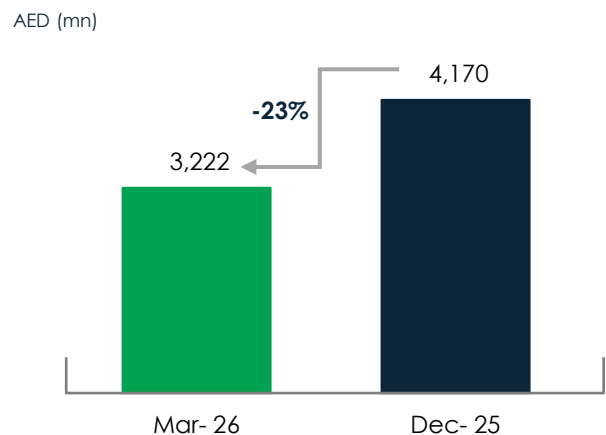
## Balance Sheet & Free Cash Flow



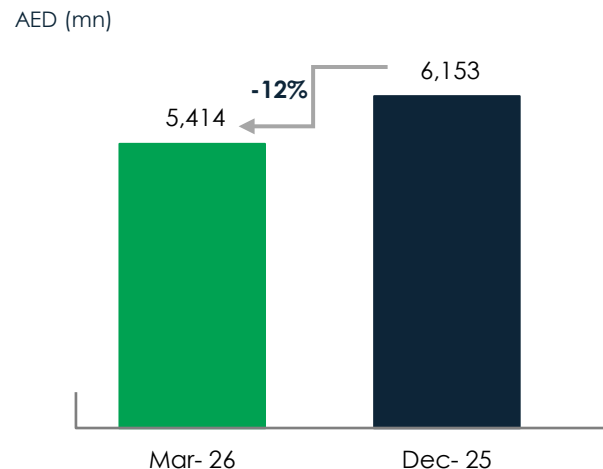
### Cash



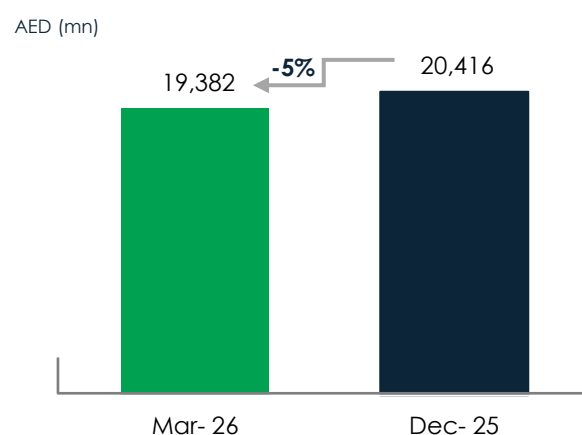
### Net Cash



### Total Equity



### Total Assets



### NET WORKING CAPITAL

AED (million)	Mar-26	Dec-25	Sept-25	June-25	Mar-25
Inventories	259	278	279	243	245
Trade and other receivables	5,987	6,829	6,582	5,669	5,736
Contract Assets	5,265	4,412	4,011	3,443	3,352
Other Current Assets	4	22	461	33	9
Trade & Other Payables	(11,053)	(11,874)	(11,454)	(10,806)	(9,212)
Contract Liabilities	(1,146)	(840)	(766)	(866)	(798)
Other Current Liabilities	(773)	(470)	(328)	(522)	(357)
<b>Net Working Capital*</b>	<b>(1,456)</b>	<b>(1,643)</b>	<b>(1,216)</b>	<b>(2,805)</b>	<b>(1,025)</b>

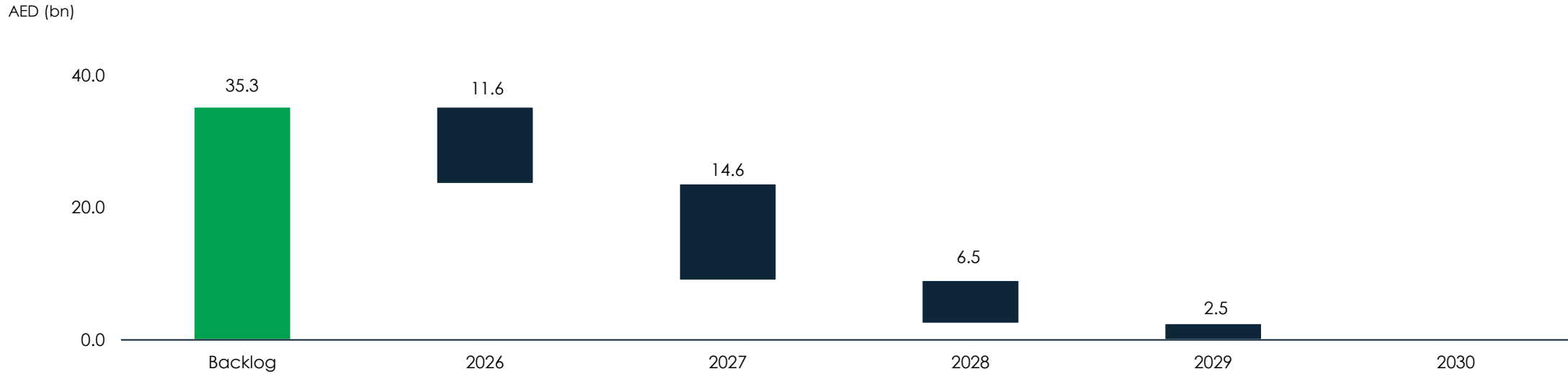
\*Excludes cash and borrowings and includes financial assets

### FREE CASH FLOW

AED (million)	1Q26	4Q25	3Q25	2Q25	1Q25
Cash Flow from Operations	0.4	1,172	(1,168)	2,259	(369)
Capital Expenditures	(121)	(158)	(191)	(104)	(101)
<b>Free Cash Flow</b>	<b>(120)</b>	<b>1,015</b>	<b>(1,359)</b>	<b>2,155</b>	<b>(470)</b>

# Backlog and Awarded Projects

## Expected Backlog Unwinding

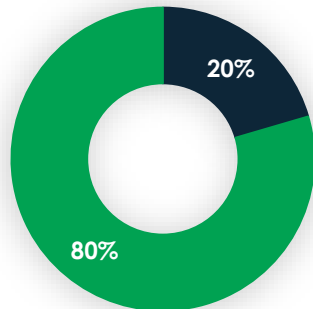


\* No awarded projects in 1Q26

## Backlog Breakdown

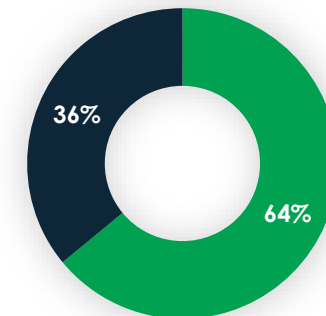
### Local Vs. International

■ International ■ Local



### Off-shore Vs. On-shore

■ Off-shore ■ On-shore



# Achievements & Recognitions



## TAQDEER Award

NMDC Energy has won the prestigious Taqdeer Award in the “Best in Workforce & Happiness Results” category from the Dubai Government, reflecting our commitment to workplace excellence and fostering a culture built on empowerment, engagement, and high performance.

## Oil & Gas Middle East Awards 2025

**EPC Contractor of the Year  
(2022-2026)**

**AI Excellence in Energy Award  
(2026)**



# Sustainability and Health, Safety & Environment



## Crisis Management Plan Activation

### HSE Performance

Delivered 33.5 million workhours with zero fatalities, underscoring a strong safety culture and operational discipline.

### Mangrove Planting

NMDC Energy and Aramco Launch 16,000 Mangrove Plantation Initiative

### Hydrology restoration

A hydrology restoration initiative has been implemented at Al Hudariyat Island to restore and improve natural water flow.

### Quality Achievements

NMDC Energy Module yard included in ISO14001 & 45001 certification.

### Hazardous Waste Recycling

In alignment with its commitment to sustainability and the UAE's circular economy vision, the company has implemented a comprehensive Hazardous Waste Recycling Initiative.

### Solar panel installation

Solar panel installation completed at the Sites in place of the diesel generators, considering the growing need for sustainable energy solutions in project site offices.

During the first quarter, the Crisis Management Team (CMT) played a pivotal role in safeguarding operations and reinforcing organizational resilience amid a dynamic risk environment. The CMT maintained continuous oversight through structured governance, real-time intelligence sharing, and disciplined escalation protocols, enabling timely, well-informed decision-making at the Business Unit levels.

A series of scenario-based drills and simulations were conducted to validate emergency response effectiveness and strengthen coordination across entities. In parallel, the CMT enhanced communication frameworks, including the implementation of clear incident reporting and escalation channels to ensure rapid information flow during critical situations. Targeted awareness initiatives were also delivered to employees to reinforce preparedness and confidence across sites and offices. These efforts were carried out in alignment with the UAE's robust national emergency management framework and relevant authorities, ensuring a unified, effective, and well-coordinated response.

Collectively, these actions ensured the protection of personnel, continuity of operations, and sustained stakeholder confidence, reflecting NMDC Group's commitment to excellence in crisis management and operational integrity.



# Investor Relations

## **Hanzada Nessim**

Group Head of Investor Relation & Financial Communications

[hanzada.nessim@nmdc-group.com](mailto:hanzada.nessim@nmdc-group.com)

## **Investor Relations Email**

[ir@nmdc-group.com](mailto:ir@nmdc-group.com)

## **Address**

35<sup>th</sup> Floor, T3 Etihad Tower, Abu Dhabi

## **Phone**

+971 2 6990000



**Thank You !**

This document includes forward-looking statements. The forward-looking statements contained in this document speak only as of the date of this document. These forward-looking statements involve known and unknown risks and uncertainties, many of which are beyond the control of NMDC Energy (the Company) and all of which are based on current beliefs and expectations about future events. Forward-looking statements are sometimes identified by the use of forward-looking terminology such as “believe”, “expects”, “may”, “could”, “should”, “shall”, “risk”, “intends”, “estimates”, “aims”, “plans”, “predicts”, “continues”, “assumes”, “positioned” or “anticipates” or the negative thereof, other variations thereon or comparable terminology. These forward-looking statements include all matters that are not historical facts. They appear in a number of places throughout this document and include statements regarding intentions, beliefs and current expectations concerning, among other things, results of operations, financial standing, liquidity, prospects, growth, strategies, and dividend policy and the industry in which the Company operates.

These forward-looking statements and other statements contained in this document regarding matters that are not historical facts as of the date of this document involve predictions. No assurance can be given that such future results will be achieved. There is no obligation or undertaking to update these forward-looking statements contained in this document to reflect any change in the expectations or any change in events, conditions, or circumstances on which such statements are based unless required to do so: (i) as a result of an important change with respect to a material point in this document; or (ii) by applicable laws of the UAE.

Actual events or results may differ materially as a result of risks and uncertainties that the Company faces. Such risks and uncertainties could cause actual results to vary materially from the future results indicated, expressed, or implied in such forward-looking statements.